



Our outdoor fleece gilet is probably the best looking fleece ever made (especially the ladies version).

- Cadet collar
- Side pockets with reversed zips and inner mesh lining
- Cord pulls on all zips
- Bungee cord in hem



MATERIAL:

100% Polyester Ant-Pill fleece



WEIGHT:

320g/m²



PACKING:

Pack 3; Carton 24



LAUNDRY CARE:

Suitable for 40°C wash and tumble dry



ORIGIN:

China

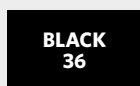
		XS	S	M	L	XL	2XL
Your body measurement							
To fit chest	cm	87/92	92/97	97/102	102/107	107/112	112/117
	Ins	34/36	36/38	38/40	40/42	42/44	44/46
Garment dimensions							
Chest Size: cm		100	106	112	118	124	130
Back Length: cm		65.5	68	70.5	73	75.5	78

DECORATOR NOTES

The smooth compact fabric improves the quality and appearance of decoration.



COLOURS



BLACK
36

PANTONE®
FABRIC: 19-4005 TPX
PAPER: BLACK C
C:100 M:50 Y:50 K:100



BOTTLE GREEN
38

PANTONE®
FABRIC: 19-5513 TPX
PAPER: 5477 C
C:100 M:50 Y:80 K:45



BURGUNDY
41

PANTONE®
FABRIC: 19-1716 TPX
PAPER: 5195 C
C:50 M:100 Y:70 K:45



BRIGHT ROYAL
BH

PANTONE®
FABRIC: 18-3949 TPX
PAPER: 2726 C
C:100 M:70 Y:0 K:5



CONVOY GREY
CG

PANTONE®
FABRIC: 17-4405 TPX
PAPER: 444 C
C:18 M:5 Y:0 K:71



CLASSIC RED
CR

PANTONE®
FABRIC: 19-1764 TPX
PAPER: 1945 C
C:0 M:100 Y:80 K:25



FRENCH NAVY
FN

PANTONE®
FABRIC: 19-4010 TPX
PAPER: 532 C
C:100 M:85 Y:35 K:55



Unsere Outdoor Fleece-Westen sind so ziemlich das attraktivste, was man aus Fleece machen kann - vor allem die Damenmodelle.

- Kadettkragen
- Seitentaschen mit umgekehrten Reißverschlüssen und Futter aus Netzgewebe
- Zugbänder an allen Reißverschlüssen
- Kordelzug im Saum



MATERIAL:

Anti-Pilling Fleece aus 100% Polyester



GEWICHT:

320g/m²



VERPACKUNG:

Pack 3; Karton 24



WASCHANLEITUNG:

Geeignet für 40° Wäsche und Wäschetrockner



HERKUNFT:

China

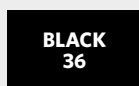
		XS	S	M	L	XL	2XL
Ihre Körper Maße							
Brustumfang	cm	87/92	92/97	97/102	102/107	107/112	112/117
	Ins	34/36	36/38	38/40	40/42	42/44	44/46
Kleidergrößen							
Brustumfang: cm		100	106	112	118	124	130
Rückenlänge: cm		65.5	68	70.5	73	75.5	78

HINWEISE ZUR VEREDLUNG

Das feine und kompakte Material ermöglicht eine Veredelung in bester Qualität und Optik.



FARBEN



PANTONE®
FABRIC: 19-4005 TPX
PAPER: BLACK C
C:100 M:50 Y:50 K:100



PANTONE®
FABRIC: 19-5513 TPX
PAPER: 5477 C
C:100 M:50 Y:80 K:45



PANTONE®
FABRIC: 19-1716 TPX
PAPER: 5195 C
C:50 M:100 Y:70 K:45



PANTONE®
FABRIC: 18-3949 TPX
PAPER: 2726 C
C:100 M:70 Y:0 K:5



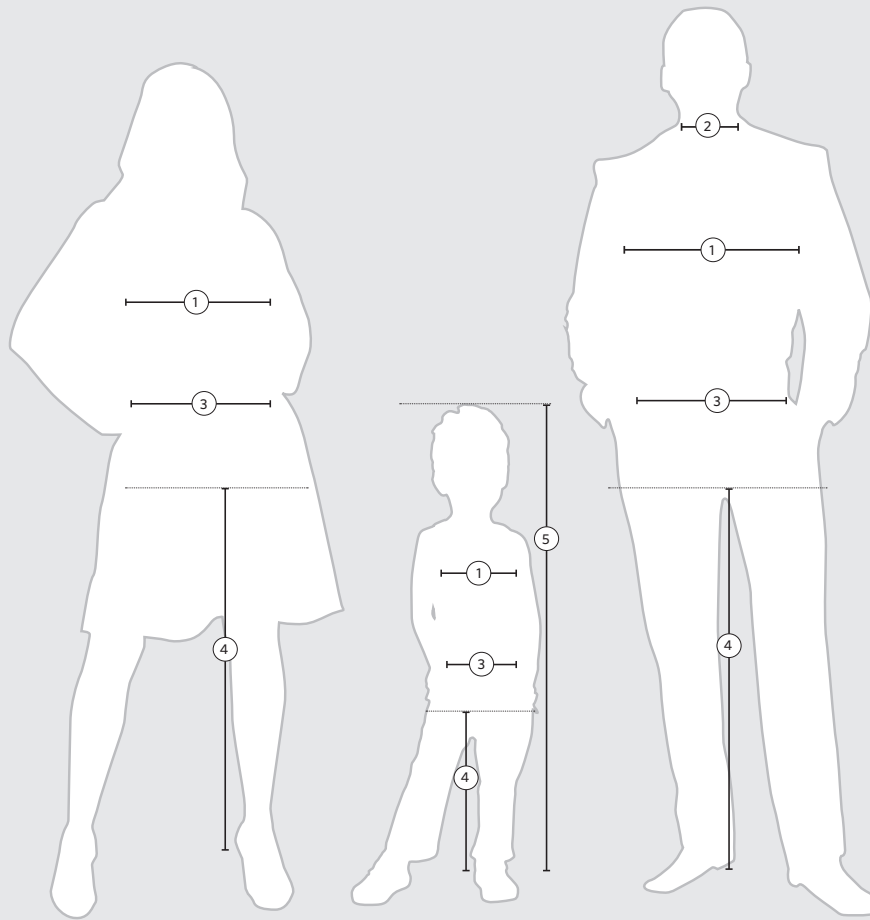
PANTONE®
FABRIC: 17-4405 TPX
PAPER: 444 C
C:18 M:5 Y:0 K:71



PANTONE®
FABRIC: 19-1764 TPX
PAPER: 1945 C
C:0 M:100 Y:80 K:25



PANTONE®
FABRIC: 19-4010 TPX
PAPER: 532 C
C:100 M:85 Y:35 K:55



All of our measurements are based on actual "To Fit" body sizes and not the size of the actual garment itself e.g. a polo shirt with a chest to fit size of 92-97cms / 36-38" will fit someone with similar chest measurements; trousers with a waist to fit of 50 Europe / 34" will fit someone with similar waist measurements etc.

To help you select the most appropriate size of garment(s) please refer to our measuring tips below.

Chest

Men: measure around the fullest part of the chest, 2.5cms below the underarm area ①

Women: measure around the fullest part of the bust ①

Children: measure under the arms around the fullest part of the chest ①

Collar

Men: measure around the base of the neck ②

Waist

All: measure around the natural waist, ensuring the measuring tape is kept taut ③

Leg Length

All: measure from the top of the inside leg at the crotch down to where trousers are normally worn with shoes ④

Height

Children: standing still, with feet together and flat on the floor, measure from the top of the head to the ground ⑤



Size Guide

All Products (excl. Shirts, Trousers, Shorts & Sweatpants)

Ladies'	XXS	XS	S	M	L	XL	2XL	3XL	4XL	5XL	6XL
Chest to fit (CM)	72-77	77-82	82-87	87-92	92-97	97-102	102-107	107-112	112-117	117-122	122-127
Chest to fit (INS)	28-30	30-32	32-34	34-36	36-38	38-40	40-42	42-44	44-46	46-48	48-50

Dress Size

UK	6	8	10	12	14	16	18	20	22	24	26
France	34	36	38	40	42	44	46	48	50	52	54
Italy	38	40	42	44	46	48	50	52	54	56	58
Germany/Europe	32	34	36	38	40	42	44	46	48	50	52

Men's	XXS	XS	S	M	L	XL	2XL	3XL	4XL	5XL	6XL
Chest to fit (CM)	82-87	87-92	92-97	97-102	102-107	107-112	112-117	117-122	122-127	127-132	132-137
Chest to fit (INS)	32-34	34-36	36-38	38-40	40-42	42-44	44-46	46-48	48-50	50-52	52-54

Shirts

Ladies'	XXS	XS	S	M	L	XL	2XL	3XL	4XL	5XL	6XL
Chest to fit (CM)	72-77	77-82	82-87	87-92	92-97	97-104	104-112	112-120	120-130	130-137	137-144
Chest to fit (INS)	28-30	30-32	32-34	34-36	36-38	38-41	41-44	44-47	47-51	51-54	54-57

Dress Size

UK	6	8	10	12	14	16	18	20	22	24	26
France	34	36	38	40	42	44	46	48	50	52	54
Italy	38	40	42	44	46	48	50	52	54	56	58
Germany/Europe	32	34	36	38	40	42	44	46	48	50	52

Men's	S	M	L	XL	2XL	3XL	4XL	5XL	6XL
Collar to fit (CM)	37-38	39-40	41-42	43-44	45-46	47-48	49-50	51-52	53-54
Dual Collar Sizes (INS)	14.5/15	15.5	16/16.5	17/17.5	18	18.5/19	19.5	20	21
Individual Collar Sizes (INS)	14.5 15	15.5	16 16.5	17 17.5	18	18.5 19	19.5	20	21
Chest to fit (CM)	92-97	97-102	102-107	107-112	112-117	117-122	122-127	127-132	132-137
Chest to fit (INS)	36-38	38-40	40-42	42-44	44-46	46-48	48-50	50-52	52-54

Trousers & Shorts

UK (INS)	28	30	32	34	36	38	40	42	44	46	48
EUROPE	44	46	48	50	52	54	56	58	60	62	64

	Short	Regular	Long
Leg Length (CM)	76	81	86
Leg Length (INS)	30	32	34

Sweatpants

	S	M	L	XL
UK (INS)	30	32	34	36
Europe	46	48	50	52

Blazers

Girls'

Chest to fit (CM)	68	71	73	76	79	81	84	86	89	91	96	101	106	112	117
Chest to fit (INS)	27	28	29	30	31	32	33	34	35	36	38	40	42	44	46

Boys'

Chest to fit (CM)	71	73	76	79	81	84	86	89	91	94	96	101	106	112	117	122
Chest to fit (INS)	28	29	30	31	32	33	34	35	36	37	38	40	42	44	46	48

All Children's Products (excl. Sweatpants)

	XS	S	M	L	XL	2XL	3XL	4XL
Age (Years)	1-2	3-4	5-6	7-8	9-10	11-12	13-14	15-16
Height (CM)	90	104	116	128	140	152	164	176
Chest to fit (CM)	51-56	56-63	63-71	71-76	76-81	81-86	86-91	91-96
Chest to fit (INS)	20-22	22-25	25-28	28-30	30-32	32-34	34-36	36-38

Sweatpants (Children)

	S	M	L	XL	2XL
Age (Years)	3-4	5-6	7-8	9-10	11-12
Height (CM)	104	116	128	140	152
Waist to fit (CM)	53	55	58	61	66
Waist to fit (INS)	21	22	23	24	26